





# DOUBLE-HUNG WINDOWS

The traditional design of Preservation Double-Hung Windows makes them the perfect choice for homeowners who want the best. They combine functional beauty, balanced daylighting and an array of decorative options that allow you to enhance your environment.



Sashes easily tilt-in for easier, safer cleaning. All Preservation Windows are available with a ClarityOne glass package – glass that's easier to clean and stays clean longer.

## TRADITIONAL BEAUTY

- Equal sightlines
- Coved glazing beads
- Beveled exterior masterframe

## UNSURPASSED ENERGY EFFICIENCY

- Full 1" insulating glass with SST warm-edge spacer system
- Optional EnergyMaxx high-performance glass packages
- ProgressiveEfficiency carbonized polystyrene insulation in sashes and masterframe
- TrueCapture sloped sill
- Heavy-duty Mylar weatherstripping

## MAINTENANCE FREEDOM AND EASE OF USE

- Origin II premium extruded vinyl never needs painting or staining
- Both sashes tilt-in for easy cleaning
- EvenForce block and tackle balances make raising and lowering sashes easy
- Optional ClarityOne low-maintenance glass package

## LIFELONG STRENGTH AND DURABILITY

- IntegraWeld fusion welding
- Maxum33 fiberglass sash reinforcement
- Heavy-duty locking and operating hardware
- Dual locks on all windows 29" or wider
- Lifetime Limited Transferable Warranty – including glass breakage\*

Sash meeting rails feature internal Maxum33 fiberglass lineal reinforcement.



Low-profile cam-action lock is available in a variety of colors and finishes.



Contoured tilt latches and sash vent stops.







# SLIDING WINDOWS

These windows present the best of both worlds by combining exquisite form with effortless function. You'll appreciate the timeless style of their smooth, clean lines. Our innovative design provides years of easy-to-operate, fingertip control.

## TRADITIONAL BEAUTY

- Equal sightlines
- Coved glazing beads
- Beveled exterior masterframe

## UNSURPASSED ENERGY EFFICIENCY

- Full 1" insulating glass with SST warm-edge spacer system
- Optional EnergyMaxx high-performance glass packages
- ProgressiveEfficiency carbonized polystyrene insulation in sashes and masterframe
- Heavy-duty weatherstripping and weatherseals

## MAINTENANCE FREEDOM AND EASE OF USE

- Origin II premium extruded vinyl never needs painting or staining
- Both sashes lift-out for easy cleaning
- Brass sash roller system makes windows easy to glide
- Optional ClarityOne low-maintenance glass package

## LIFELONG STRENGTH AND DURABILITY

- IntegraWeld fusion welding
- Maxum33 fiberglass sash reinforcement
- Heavy-duty locking and operating hardware
- Dual locks on all windows 29" or taller
- Lifetime Limited Transferable Warranty – including glass breakage\*



*Preservation Sliding Windows add warmth and beauty to any setting, shown above in white with contoured colonial grids.*

Each sliding window operating sash features two sets of solid-brass tandem rollers to ensure smooth, effortless window operation.



Sash vent stops allow fresh airflow.









# CASEMENT WINDOWS

A focal point of any room, these windows have a time-honored allure and style that always make them a welcome addition. We've added state-of-the-art performance to their traditional beauty to bring new levels of elegance and energy efficiency.



## TRADITIONAL BEAUTY

- Coved glazing beads
- Beveled exterior masterframe

## UNSURPASSED ENERGY EFFICIENCY

- Full 1" insulating glass with SST warm-edge spacer
- Optional EnergyMaxx high-performance glass packages
- ProgressiveEfficiency insulation in sashes and masterframe
- Heavy-duty weatherstripping and weatherseals

## MAINTENANCE FREEDOM AND EASE OF USE

- Origin II premium extruded vinyl never needs painting or staining
- Heavy-duty stainless steel hinge system
- Optional ClarityOne low-maintenance glass package

## LIFELONG STRENGTH AND DURABILITY

- IntegraWeld fusion welding
- Stainless steel multiple-point locking and operating hardware
- Lifetime Limited Transferable Warranty – including glass breakage\*

Add a unique appeal and a bold new look to every room in your home with Preservation Casement Windows. Choose from white, taupe or a variety of woodgrain interior finishes.

Fold-away crank handle won't interfere with blinds or curtains.



Functional and durable stainless steel operating mechanism.



Single-lever locking handle.



Much of the growing popularity of the casement window is because of its flexibility. Preservation Casement Windows are a perfect complement to any home's architecture.









# AWNING WINDOWS

Designed with your comfort in mind, awning style windows allow you to express your personal style while providing a unique decorating accent. Along with their contemporary styling, our state-of-the-art engineering ensures reliable operation season-after-season, year-after-year.

## TRADITIONAL BEAUTY

- Coved glazing beads
- Beveled exterior masterframe

## UNSURPASSED ENERGY EFFICIENCY

- Full 1" insulating glass with SST warm-edge spacer
- Optional EnergyMaxx high-performance glass packages
- ProgressiveEfficiency carbonized polystyrene insulation in sashes and masterframe
- Heavy-duty weatherstripping and weatherseals

## MAINTENANCE FREEDOM AND EASE OF USE

- Origin II premium extruded vinyl never needs painting or staining
- Heavy-duty stainless steel hinge system
- Dual locking handles
- Optional ClarityOne low-maintenance glass package

## LIFELONG STRENGTH AND DURABILITY

- IntegraWeld fusion welding
- Stainless steel locking and operating hardware
- Dual cam-action jamb locks
- Lifetime Limited Transferable Warranty – including glass breakage\*

This home renovation features the time-honored combination of awning and fixed-lite windows. The results are dramatic, elegant and unique.




*Totally revamp and enhance the look of any room with the addition of Preservation Awning Windows. They beautifully combine with fixed picture windows to let in the fresh air while keeping the weather out.*

Dual locking system on each side of the window.



Sturdy stainless steel hinge system for trouble-free operation.









# BAY, BOW AND BOX WINDOWS

Nothing else can match the beauty and understated elegance of these very distinctive styles. Their smooth lines add a charming touch to your home, while expanding your outdoor view. They are also skillfully crafted to help reduce energy loss and enhance your indoor comfort.



*The extended box window easily adds a new dimension to this traditional dining area.*

## TRADITIONAL BEAUTY

- Coved glazing beads
- Beveled exterior masterframe
- Wide selection of interior woodgrain and glass options

## UNSURPASSED ENERGY EFFICIENCY

- Full 1" insulating glass with SST warm-edge spacer
- Optional EnergyMaxx high-performance glass packages
- ProgressiveEfficiency carbonized polystyrene insulation in sashes and masterframe
- Heavy-duty weatherstripping and weatherseals

## MAINTENANCE FREEDOM AND EASE OF USE

- Origin II premium extruded vinyl never needs painting or staining
- Heavy-duty stainless steel hinge system
- Optional ClarityOne low-maintenance glass package

## LIFELONG STRENGTH AND DURABILITY


- IntegraWeld fusion welding
- Multiple-point locking and operating hardware
- Lifetime Limited Transferable Warranty – including glass breakage\*

## EXTENDED BOX WINDOW


- Solid construction features 1¼" Oak or Birch furniture-grade hardwood veneer
- Exterior projection options of 7", 9" or 11"
- Configurations available up to 6' in height
- Available in 1-, 2- and 3-lite models

## NATURAL INTERIOR FINISHES

Choose from an Oak or Birch furniture-grade hardwood veneer to complement your window selection. These veneers are standard on the head, jamb and seatboard of your bay or bow frame and can be stained<sup>†</sup> to coordinate with your window's interior woodgrain selection.



OAK



BIRCH

## INTERIOR LAMINATE FINISHES

Match your window's solid color or woodgrain finish with an optional matching head, jamb and seatboard laminate.




WHITE




TAUPE




RICH MAPLE




LIGHT OAK



DARK OAK




FOXWOOD




CHERRY

## PRESERVATION AVONITE® SEATBOARDS ARE AVAILABLE IN:



CAMEO WHITE



BEACH



SANDSTONE



DUSK







# GARDEN WINDOWS

The Preservation Garden Window offers an easy way to open up the visual space in any room. They invite the outdoors inside, adding sunlight and warmth without sacrificing comfort. And the deep 17" seatboard makes a great accent area.



*Full 1" insulating glass allows the Preservation Garden Window to invite the outdoors inside without sacrificing comfort.*

## TRADITIONAL BEAUTY

- Elegant lines match traditional, transitional or contemporary architecture
- Deep seatboard and glass shelf provide extra room for plants and flowers

## UNSURPASSED ENERGY EFFICIENCY

- Full 1" insulating glass
- Optional EnergyMaxx high-performance glass packages
- Casement locking system tightly seals operating windows
- Heavy-duty weatherstripping and weatherseals

## MAINTENANCE FREEDOM AND EASE OF USE

- Origin II premium extruded vinyl never needs painting or staining
- Heavy-duty stainless steel hinge system
- Optional ClarityOne low-maintenance glass package

## LIFELONG STRENGTH AND DURABILITY

- IntegraWeld fusion welding
- Insulated sloping sky pane is tempered for improved safety
- Lifetime Limited Transferable Warranty – including glass breakage\*

Preservation Garden Windows feature easy-to-reach operating and locking hardware.





3 NEW  
CAPTIVATING COLORS!

# CUSTOMIZE WITH COLOR



WHITE\*

TAUPE\*

ARCHITECTURAL  
BRONZE

ENGLISH  
RED

DESERT  
CLAY

HUDSON  
KHAKE

FOREST  
GREEN

AMERICAN  
TERRA

CASTLE  
GRAY

**NEW!**  
SAND DUNE

**NEW!**  
GRAPHITE

**NEW!**  
ONYX

Open your windows to a world of design possibilities. From dramatic and daring to simple and sublime, Preservation Windows and Patio Doors now inspire your personal touch with gorgeous and durable color combinations. Our exquisite palettes let you add a deep, luxurious hue to accentuate your home's exterior, while featuring an elegant woodgrain to complement your interior décor. Whether you prefer a subtle design or visual richness with contrasting colors, our innovative collection will take your windows from functional to fabulous.

## EXTERIOR COLOR COLLECTION

Our architecturally coordinated exterior colors are achieved with a cutting-edge polyurethane coating technology incorporating heat-reflective pigments to ensure a remarkably strong, fade-resistant and highly weatherable finish that's easy to clean. This innovative color offering is the pinnacle of traditional appeal mixed with modern practicality.

## INTERIOR WOODGRAINS AND COLORS

Interior woodgrain laminate finishes are performance-engineered for outstanding durability that maintains its attractive appearance over the life of the product. The beautiful quality will refine your home with the simple elegance of easy living.

WHITE\*

TAUPE\*

WHITE  
WOODGRAIN\*\*

RICH MAPLE

LIGHT OAK

DARK OAK

FOXWOOD

CHERRY



\*Extruded solid color.


\*\*White woodgrain is available with a taupe base only; white woodgrain is not available for 9400 Series patio doors.



# WINDOW GRID OPTIONS

## INTERIOR GRIDS


Interior grids are available in complementary white or taupe with Colonial, Diamond, Craftsman, Prairie and Double Prairie patterns. All grids are enclosed within the insulated glass unit – making glass cleaning a breeze.



TRADITIONAL COLONIAL




DIAMOND



CRAFTSMAN<sup>1</sup>



PRAIRIE



DOUBLE PRAIRIE

Contoured or traditional grids, featuring a modeled 'cut-wood' look, are available in complementary colors and matching woodgrains.



CONTOURED COLONIAL WHITE<sup>2</sup>



TRADITIONAL COLONIAL WHITE<sup>3</sup>



CONTOURED  
RICH MAPLE



CONTOURED  
LIGHT OAK



CONTOURED  
DARK OAK



CONTOURED  
FOXWOOD



CONTOURED  
CHERRY



NARROW  
BRASS<sup>4</sup>



TRADITIONAL  
GOLDTONE<sup>5</sup>

<sup>1</sup> Available in operating and fixed-lite casement windows only.

<sup>2</sup> Standard on exterior color-finished windows.

<sup>3</sup> Available in light oak, dark oak and cherry.

<sup>4</sup> Available in Colonial only.

<sup>5</sup> Available in Single or Double Prairie styles.





## OPTIONAL LOCK FINISHES

Preservation window locks are available in standard white and taupe. Optional finishes are bright brass, antique brass, oil rubbed bronze, bright chrome and brushed satin nickel.



## OPTIONAL OPERATING HANDLE FINISHES

Preservation casement hardware is available in antique brass, bright chrome and satin nickel.



## OPTIONAL PATIO DOOR HANDLE FINISHES

Our Contemporary-Style and Classic-Style Sliding Patio Doors feature a popular handle design with thumb latch for universal appeal.



The gracefully contoured handle on our French-Style Sliding Patio Door includes a top lock for added resistance.



## V-GROOVED CUT GLASS

Preservation Windows are also available in a variety of polished and frosted v-grooved cut glass patterns. These glass styles are an ideal way to add subtle elegance to any home... without obstructing the view.

